



Hungry Letter Mouse

Objective

The student will gain speed and accuracy in letter recognition.

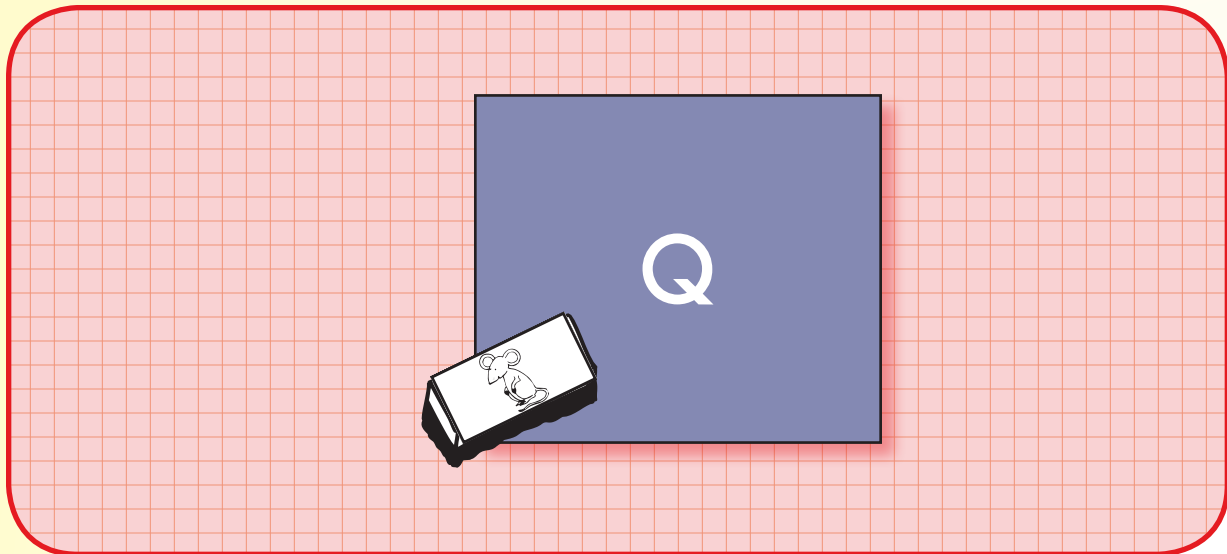
Materials

- ▶ Dry-erase boards or chalkboards
- ▶ Dry-erase markers or chalk
- ▶ Eraser
- ▶ Mouse (Activity Master F.004.AM1)
Tape the mouse to the eraser.
- ▶ Alphabet strip (Activity Master F.004.AM2)
- ▶ Counters

Activity

Students quickly identify and erase letters of the alphabet.

1. Place eraser, alphabet strip, and counters at the center. Provide each student with a dry-erase board and marker.
2. Working in pairs, student one writes a letter on the marker board, counts to three, and begins to erase the letter with the mouse eraser.
3. Student two attempts to name the letter before the “mouse” can eat it.
4. If the letter is identified before the “mouse” eats it, places a counter on the matching letter on the alphabet strip. If the letter is not identified the “mouse” says the letter name and gobbles it up, “munch, munch.”
5. Reverse roles and continue the activity.
6. Peer evaluation



Extensions and Adaptations
























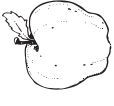

- ▶ Say the sounds.
- ▶ Say a word that begins with the initial sound of the letter.
- ▶ Read target words.



Fluency

Hungry Letter Mouse

F.004.AM2

glue		glue			
li		Rr			
Hh		Qq		Zz	
Gg		Pp		Yy	
Ff		Oo		Xx	
Ee		Nn		Ww	
Dd		Mm		Vv	
Cc		Ll		Uu	
Bb		Kk		Tt	
Aa		Jj		Ss	